

# 2022 Training courses



Access  
the  
inaccessible®





# Contents

## General training

---

- ▶ Accidentology and risk assessment
- ▶ Risk assessment / prevention practice
- ▶ PPE aging
- ▶ PPE maintenance
- ▶ PPE Inspector
- ▶ PPE Inspector refresher course
- ▶ PPE inspector Trainer
- ▶ Petzl headlamp technical modules
- ▶ Organizing and conducting a webinar

## Professional sector / basic training

---

- ▶ Professional helmet line
- ▶ Fall-arrest systems - Dealer PRO 1
- ▶ Work positioning and restraint systems - Dealer PRO 2
- ▶ Rope access systems - Dealer PRO 3
- ▶ Work at height - User
- ▶ Work at height - Fall arrest and work positioning
- ▶ Work at height - Instructor
- ▶ Workers over 100 kg
- ▶ Partner rescue - User
- ▶ Partner rescue - Instructor

## Professional sector / special training

---

- ▶ Tree care - PRO Dealer
- ▶ LEZARD - User
- ▶ LEZARD - Instructor
- ▶ EXO AP - User
- ▶ EXO AP - Instructor
- ▶ EXO TACTICAL - User
- ▶ Team rescue
- ▶ ATEX headlamp line

## Operator sector

---

- ▶ Adventure parks
- ▶ Cable Lift Evacuation
- ▶ Routesetting safety
- ▶ Via ferrata PPE: rental and management

## Sport world

---

- ▶ Sport helmet line
- ▶ Using the Petzl canyoning line
- ▶ RAD SYSTEM
- ▶ Sport Climbing
- ▶ Multi-pitch climbing
- ▶ Via Ferrata
- ▶ Canyoning
- ▶ Caving



# Petzl Solutions

Petzl Solutions develops and shares Petzl's extensive expertise in terms of training, testing, and design of technical solutions, on an international scale.

This department trains people involved with verticality on the advisement, usage and management of Personal Protective Equipment (PPE).

Our V.Axess training center also provides a venue for technical discussion on the use of our products.

Our know-how allows us to provide technical responses to specific problems.

## Petzl Solutions' expertise in a few words

- In-depth knowledge of Petzl products and how to use them
- Petzl technical know-how
- Extensive proficiency in risk assessment
- Access to unique testing methods
- A set of training modules
- True teaching skills
- Share experiences from the field







## Who participates in our training?

- Professionals, independent or employees
- Trainers of people using PPE
- Technical sales reps, product testing organizers, dealers
- PTI - PTP, trainers in the Petzl Solutions network
- Persons responsible for inspecting fall protection PPE, park PPE managers
- Rope rescuers
- Workers at height, rope access workers, arborists
- Special forces (helicopter user, tactical teams)
- Firefighters, fire / rescue product dealers
- PPE renters, activity instructors, climbing / mountaineering clubs and professionals, climbing gym managers, routesetters
- Adventure Park staff and operators, mountain guides, alpinists

## Contact info

Dealer training: contact your area rep

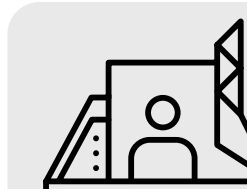
Other training:

Isabelle Desmier

Training logistics coordinator

+33 4 56 58 22 22, [idesmier@petzl.com](mailto:idesmier@petzl.com)

[www.petzl.com/company/petzl-solutions?language=en](http://www.petzl.com/company/petzl-solutions?language=en)



= in-person training available



= webinar training available





# General training





# Accidentology and risk assessment

VD 000172



© 2017 - Petzl Distribution - Lafouche

- ▶ Prerequisites:  
None
- ▶ Duration:  
90 min
- ▶ Documents provided:  
Certificate of attendance

## ▶ Contents

- Understanding basic concepts: hazard, risk...
- Identifying contributing factors in accidents

## ▶ Why this training?

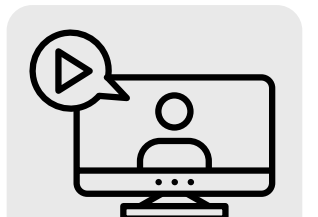
Risk assessment is an essential part of vertical activities. It is important to be trained in order to use, demonstrate, sell or give advice on PPE...

## ▶ For whom?

- Professionals (independent or employees), association leaders:
  - Trainers of people using PPE
- Technical sales reps, product testing organizers...
- Dealers
- PTI - PTP

## ▶ Goals:

- Understanding the psychological aspects of risk-taking
- Understanding how we naturally tend to engage in risky behavior
- Analyzing the accident chain and safety “locks”
- Understanding the role of risk assessment in the work organization





# Risk assessment / prevention practice

VD000191



- ▶ Prerequisites:  
None
- ▶ Duration:  
1 day
- ▶ Documents provided:  
Certificate of attendance

## ▶ Contents

- The human factor: understanding the psychological aspects of risk-taking and how we naturally tend to engage in risky behavior
- The accident chain and safety “locks”
- Role and responsibilities
- In practice: risk assessment and prevention when preparing for an event
- How to integrate this approach in the sales process?

## ▶ Why this training?

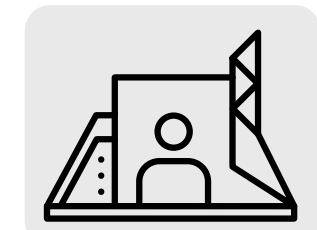
Risk assessment is an essential part of vertical activities. It is important to become trained in order to show how to use PPE and to give appropriate advice.

## ▶ For whom?

- Technical sales reps, product testing organizers...
- PTI - PTP

## ▶ Goals:

- Understanding basic concepts: hazard, risk...
- Identifying contributing factors in accidents
- Carry out risk assessments and propose suitable preventative actions
- Integrate risk assessment in your sales approach





# PPE aging

VD 000163



© 2009 - Petzl Distribution - Lafouche

- ▶ Prerequisites:  
None
- ▶ Duration:  
60 min
- ▶ Documents provided:  
Certificate of attendance

## ▶ Contents

- What do we advise regarding the lifetime of Petzl PPE?
- Metal, textile, plastic: what are the factors in aging?
- How does Petzl test the aging of PPE?
- What are our recommendations for extending the lifetime of your PPE?

## ▶ Why this training?


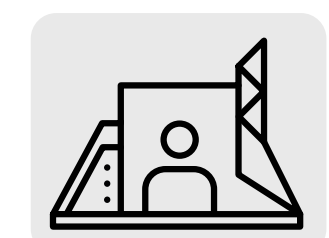
PPE aging depends mainly on the conditions of use and storage.

## ▶ For whom?

- Professionals (independent or employees), association leaders:
  - Persons responsible for inspecting fall protection PPE, park PPE managers
  - PPE inspection trainers
  - Trainers of people using PPE
- Dealers
- PTI - PTP

## ▶ Goals:

- Understand the aging processes of PPE
- Apply Petzl's recommendations





# PPE maintenance

VD 000164



- ▶ Prerequisites:  
None
- ▶ Duration:  
60 min
- ▶ Documents provided:  
Certificate of attendance

## ▶ Contents

- Know when PPE repair is possible and who is qualified to do the repair
- Apply the basic rules as a continuation of PPE Inspector training
- Know how to do simple operations on Petzl PPE: plastic, metal and textile

## ▶ Why this training?

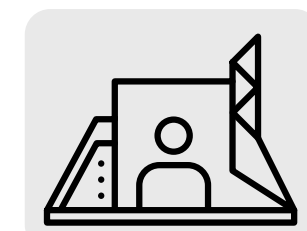
Know who is qualified to do maintenance operations on PPE and which basic operations you can do yourself.

## ▶ For whom?

- Professionals (independent or employees), association leaders:
  - Persons responsible for inspecting fall protection PPE, park PPE managers
  - PPE inspection trainers
  - Trainers of people using PPE
- Dealers
- PTI - PTP

## ▶ Goals:

- Carry out simple PPE repairs
- Know who is qualified to do repairs





# PPE Inspector

VAX 003



©Petzl/Lafouche

- ▶ Prerequisites:  
Practical experience in the field of verticality and in fall protection equipment
- ▶ Duration:  
3 days
- ▶ Documents provided:  
Certificate of attendance  
Training aids  
Certificate of achievement

## ▶ Contents

- Knowing current regulations and recommendations on PPE inspection, creation and marketing
- Using the necessary tools for tracking and inspecting fall protection PPE by applying the Petzl protocol
- Knowing how to make good decisions: maintenance, warranty return, retiring

## ▶ Why this training?

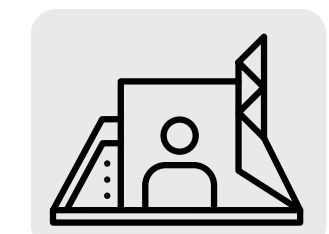
Managing park PPE requires rigorous PPE tracking.

## ▶ For whom?

- Professionals (independent or employees), association leaders:
  - Persons responsible for inspecting fall protection PPE, park PPE managers
  - Trainers of people using PPE
- PTI - PTP

## ▶ Goals:

- Know and apply the regulations related to PPE tracking
- Inspect PPE using Petzl's methodology
- Identify wear and defects that require PPE to be retired
- Write inspection reports





# PPE Inspector refresher course

VAX 028  
VD 000161



©Petzl/Lafouche

- ▶ Prerequisites:  
Completion of the initial VAX003 training
- ▶ Duration:  
1 classroom day  
Webinar version also available  
(4 1-hour modules + a 1.5 hour online assessment)
- ▶ Documents provided:  
Certificate of attendance  
Training aids  
Certificate of achievement

## ▶ Contents

- Know about developments in regulations and current recommendations on the inspection of fall protection PPE
- Presentation on technical developments in PPE manufacture, as well as the implications for their periodic inspection
- Exchange of experience with other students
- Presentation and practice of Petzl's inspection procedures
- Inspection before use, periodic inspection and special inspection, signs and symptoms, identifying defects, retirement criteria

## ▶ Why this training?


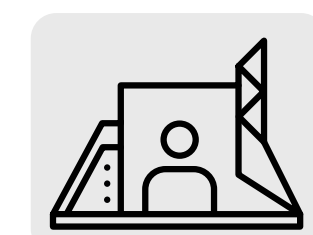
Maintain your competence and update the knowledge required for inspecting fall protection PPE.

## ▶ For whom?

- Professionals (independent or employees), association leaders:
  - Persons responsible for inspecting fall protection PPE, park PPE managers
  - Trainers of people using PPE
- PTI - PTP

## ▶ Goals:

- Know and apply the regulations related to PPE tracking
- Inspect PPE using Petzl's methodology
- Know about product developments and know how to inspect the new products





# PPE inspector Trainer

VAX 023



©Petzl/Lafouche

- ▶ Prerequisites:  
Completion of the PPE Inspector training  
Be trained in the basic techniques of leading a training course
- ▶ Duration:  
2 days
- ▶ Documents provided:  
Technical documents  
Certificate of attendance  
Certificate of achievement

## ▶ Contents

- Selection and provision of products for the training module
- Preparing equipment kits for testing knowledge
- Preparing a session plan for the courses and workshops
- Preparing the student evaluation procedure
- Learning to present and discuss grading results, and to handle issues such as complaints
- Learning how to simplify the presentation of procedures that may seem complex

## ▶ Why this training?


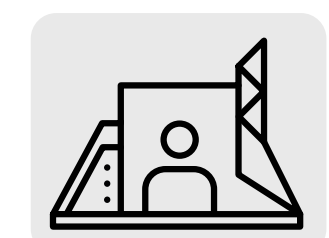
To become a PPE inspector Trainer in accordance with Petzl requirements.

## ▶ For whom?

- Professionals who train teams of PPE inspectors
- PTI - PTP

## ▶ Goals:

- Learn how to transmit knowledge and techniques for PPE inspection
- Ensure that participants are evaluated using the same criteria and level of rigor





# Petzl headlamp technical modules

VD000194



© Petzl Distribution - Bruno Lavit

## ► Prerequisites:

None

## ► Duration:

Half-day in the classroom  
Short (45 minute) module available for online training

## ► Documents provided:

PDF presentation

## ► Contents

- Understanding the various energy sources and their advantages
- Learning more about batteries: charging, maintenance, specifications, burn time...
- Understanding what an LED is and Petzl's requirements for beam quality
- Giving better advice to our clients

## ► Why this training?


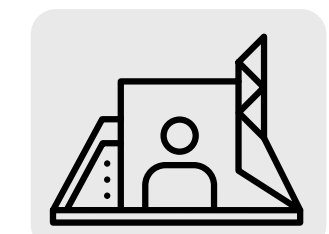
Two short modules (1.5 hour / classroom module) to better understand the technology used in Petzl LED headlamps.

## ► For whom?

- Dealers
- Technical sales reps
- PTI - PTP

## ► Goals:

- Knowing the various energy sources and their advantages
- Knowing about batteries: charging, maintenance, performance, burn time...
- Understanding how an LED works
- Explaining Petzl's requirements for beam quality
- Giving better advice to our clients





# Organizing and conducting a webinar

VD000192



© Petzl Distribution - Stef Candé

- ▶ Prerequisites:  
None
- ▶ Duration:  
60 min
- ▶ Documents provided:  
Certificate of attendance

## ▶ Contents

- What are the goals and teaching methods?
- Ergonomics for webinar design
- What are the technical prerequisites (equipment, internet...)?
- How to ensure participant attendance on the big day?

## ▶ Why this training?

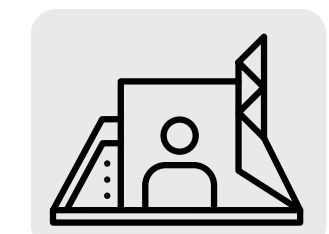
More and more training is done via webinars. This training offers a framework for preparing, organizing and conducting these webinars.

## ▶ For whom?

- Instructors
- PTI - PTP

## ▶ Goals:

- Preparing a webinar (teaching methods, ergonomics, techniques)
- Conducting a webinar







# Professional sector / basic training





# Professional helmet line

VD 000168



© 2019 - Petzl Distribution - Vuedici.org

▶ Prerequisites:  
None

▶ Duration:  
2.5 classroom hours  
Short (45-minute) module available for  
online training

## ▶ Contents

- Why wear a helmet?
- Design
- Standards
- The Petzl line

## ▶ Why this training?


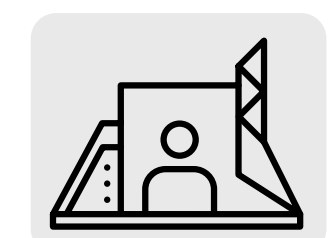
To better sell the new professional helmet line.

## ▶ For whom?

- Dealers
- Technical sales reps
- PTI - PTP

## ▶ Goals:

- Know how to give advice on product lines





# Fall-arrest systems - Dealer PRO 1

VAX 030



© Petzl - Vuedici.org - 3Ker Ras Group/ABO Glasreinigung - Elbphilharmonie

- ▶ Prerequisites:  
None
- ▶ Duration:  
1 day  
Practical workshops: 60 % of the training time
- ▶ Documents provided:  
Technical documents  
Certificate of attendance

## ▶ Contents

- Regulations - Obligation to inform and advise sellers
- Principles of precaution and risk assessment
- Understanding the consequences of a fall on the system (physics approach)
- Recommendations on maintaining and storing Petzl PPE
- Tools for responding to customers
- Selection and practical use of fall protection PPE suited to the environment: fall-arrest harnesses, fall-arrest lanyards, mobile fall arresters for rope...

## ▶ Why this training?

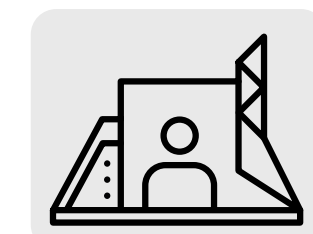
To learn about using Petzl fall-arrest systems in order to give better sales advice.

## ▶ For whom?

- Dealers
- Technical sales reps
- PTI - PTP

## ▶ Goals:


- Know the Petzl PPE intended for work at height
- Know the consequences of a fall on the system
- Select and use fall protection PPE suited to the environment (fall-arrest systems)
- Know the regulations for work at height and PPE





# Work positioning and restraint systems - Dealer PRO 2

VAX 033



©Petzl-Vuedici.org-Vollige-Fonds Belval-Valentiny Hvp Architects

- ▶ Prerequisites:  
Completion of the Fall-arrest system - Dealer PRO 1 module  
Knowledge of products in Petzl's fall-arrest line
- ▶ Duration:  
1 day  
Practical workshops: 60 % of the training time
- ▶ Documents provided:  
Technical documents  
Certificate of attendance

## ▶ Contents

- Understanding the protection provided by helmets
- Differentiation between fall arrest, work positioning and restraint systems
- Understanding and placement of permanent and temporary anchors
- Greater understanding of using PPE for protection against mechanical impacts and falls from height
- Tools for responding to customers
- Selection and practical use of fall protection PPE suited to the environment: fall-arrest harnesses, fall-arrest lanyards, mobile fall arresters for rope...

## ▶ Why this training?

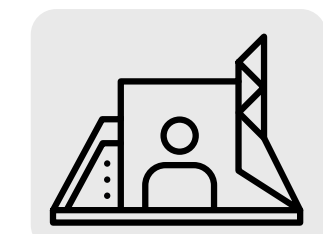
To understand the differences between fall arrest, work positioning and restraint systems, in order to give better sales advice.

## ▶ For whom?

- Dealers
- Technical sales reps
- PTI - PTP

## ▶ Goals:

- Know the difference between fall arrest, work positioning and restraint systems
- Select and use these fall protection PPE (work positioning and restraint)
- Understand the protection provided by a helmet
- Select or place anchors (permanent and temporary)
- Give better sales advice on Petzl PPE





# Rope access systems - Dealer PRO 3

VD000112

© Petzl - Vuedici.org - 3Ker Ras Group/ABO Glasreinigung - Elbphilharmonie



- ▶ Prerequisites:  
Completion of the Dealer PRO 1 and Dealer PRO 2 modules or at minimum: be familiar with fall arrest, restraint and work positioning systems
- ▶ Duration:  
3 days  
Practical workshops: 80 % of the training time
- ▶ Documents provided:  
Technical documents  
Certificate of attendance

## ▶ Contents

- Regulatory approach and recommendations for rope access
- Presentation of specific PPE
- Practicing with various configurations of a rope access system
- Performing a rescue

## ▶ Why this training?

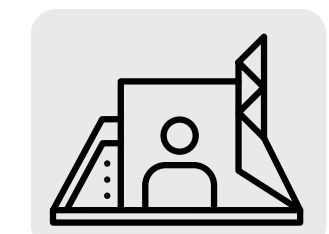
To practice rope access and progression techniques with products from the Petzl line.

## ▶ For whom?

- Dealers
- Technical sales reps
- PTI - PTP

## ▶ Goals:

- Learn the key players regarding regulation, certification, training
- Practice rope access and progression techniques with Petzl products
- Perform a rescue
- Give better sales advice on Petzl PPE





# Work at height - User

VD000013



©2020 Petzl distribution - Vuedici.org - Topshelf - Ziota44

- ▶ Prerequisites:  
None
- ▶ Duration:  
1 day (7 hours)
- ▶ Documents provided:  
Written test

## ▶ Contents

- Assessing the risks in work at height
- Legislation
- Collective and personal protective equipment
- Principle of work at height with fall-arrest techniques
- Practical exercises
- Rescue demonstration

## ▶ Why this training?

This training covers the regulations on access to workstations at height, the equipment and its use.

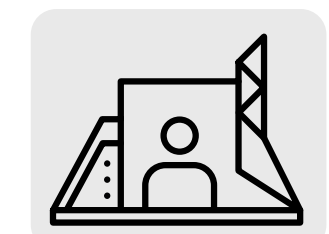
This module can help employers fulfill their legal obligations concerning work at height.

## ▶ For whom?

- Workers at height
- Petzl technical sales reps
- Petzl Technical Partners

## ▶ Goals:

- Use fall protection PPE
- Be able to have a work position at height by using fall arrest techniques
- Awareness of risk assessment at the worksite
- Understand the legal framework and regulations regarding work at height





# Work at height - Fall arrest and work positioning

VD000014



©2020 Petzl distribution - Vuedici.org - Topshelf

► Prerequisites:  
None

► Duration:  
2 days (14 hours)

## ► Contents

- Assessing the risks in work at height
- Legislation
- Collective and personal protective equipment
- Principle of work at height with fall-arrest techniques
- Practical exercises
- Rescue demonstration
- Principles for working at height using fall-arrest and work positioning PPE

## ► Why this training?

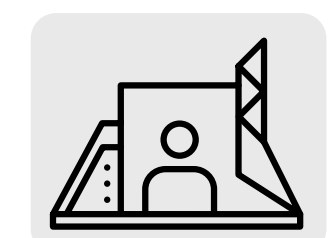
The Petzl two-day Work at height / fall-arrest module is designed for workers who need to use PPE for access and positioning in work at height. By maximizing the use of hands-on workshops, the trainees will be introduced to a variety of techniques based on the use of fall arrest, work positioning and restraint systems. This module can help employers fulfill their legal obligations concerning work at height.

## ► For whom?

- Workers at height
- Petzl technical sales reps
- Petzl Technical Partners

## ► Goal:

- Know how to position yourself and manage PPE during work





# Work at height - Instructor

VD000015



©2020 Petzl distribution - Vuedici.org - Topshelf

- ▶ Prerequisites:
  - Have sufficient first aid skills
  - Completion of the PPE Inspection module
  - Completion of the Partner rescue module
- ▶ Duration:
  - 1 day (7 hours)
- ▶ Documents provided:
  - Certificate of competency in conducting Petzl Work at height modules 1 and 2
  - Certificate of attendance

## ▶ Contents

- Requirements of Petzl trainers
- Tools available for conducting a Petzl Work at height module
- Knowledge of energy absorbers related to the ABSORBICA line
- Knowledge of risk assessment
- Good understanding of permanent and temporary PPE systems
- Explaining and setting up various workshops

## ▶ Why this training?

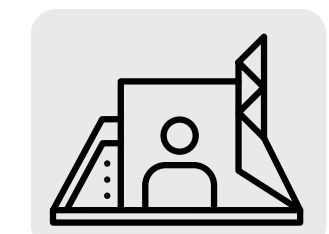
The Petzl one-day Work at height - trainer module is designed to help instructors provide content and develop the knowledge of a worker participating in the Petzl Work at height module. The trainer will be able to explain how to select a system based on a risk assessment.

## ▶ For whom?

- Petzl Technical Institutes
- Petzl Technical Partners

## ▶ Goals:

- Present and understand the Work at height - user module
- Provide clear answers using the available educational tools
- Gain a deeper understanding of fall-arrest equipment





# Workers over 100 kg

VD 000162



©2020\_PETZL\_DISTRIBUTION\_LAFOUCHE\_GRIMP30\_VATEL

- ▶ Prerequisites:  
None
- ▶ Duration:  
2.5 classroom hours  
Short (45 min) module available for  
online training

## ▶ Contents

What precautions should be taken to:

- Prevent falls
- Limit the fall distance
- Reduce the impact force of the fall

## ▶ Why this training?


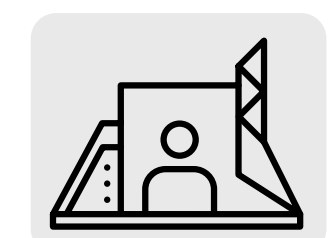
Adding together the weight of the worker and their equipment, the 100 kg limit is easily exceeded.  
The closer we get to 140 kg, the more stress will be applied to the entire chain (of the system).

## ▶ For whom?

- Dealers
- Technical sales reps
- PTI - PTP

## ▶ Goals:

- Know Petzl's recommendations on weight limits
- Eliminate in-person training





# Partner rescue - User

VD000016



©Petzl/Lafouche/Profil/TDF

- ▶ Prerequisites:  
Completion of the modules: Fall-arrest systems - Dealer PRO 1 and Work positioning and restraint systems - Dealer PRO 2
- ▶ Duration:  
1 day  
Practical workshops: 60 % of the training time
- ▶ Documents provided:  
Technical documents  
Certificate of attendance  
Certificate of competency in the use of the JAG RESCUE KIT

## ▶ Contents

- What is partner rescue? Why train for rescue?
- The five stages of rescue What are the hazards?
- Rescue tools and systems
- JAG RESCUE KIT presentation
- Using the JAG RESCUE KIT in different scenarios
- Limitations of partner rescue and of the system

## ▶ Why this training?

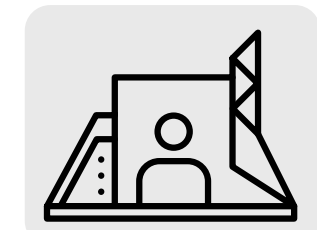
To use fall-arrest systems and to be able to rescue a partner in trouble.

## ▶ For whom?

- Workers using fall-arrest systems
- Dealers
- Petzl technical sales reps
- PTI - PTP

## ▶ Goals:


- Rescue a partner hanging on a simple fall-arrest system (JAG RESCUE KIT)





# Partner rescue - Instructor

VD000017



©Petzl/Lafouche/Profil/TDF

- ▶ Prerequisites:  
Have first aid training  
Completion of the PPE inspection module and the Partner rescue module
- ▶ Duration:  
1 day
- ▶ Documents provided:  
Certificate of competency in conducting the Partner rescue module

## ▶ Contents

- Know how to conduct the following sessions:
  - What is partner rescue? Why train for rescue?
  - The five stages of rescue. What are the hazards?
  - Rescue tools and systems
  - JAG RESCUE KIT presentation
  - Using the JAG RESCUE KIT in different scenarios
  - Limitations of partner rescue and of the system
  - Using the JAG RESCUE KIT and a mobile fall arrester for rope
  - Rescue using accompanied descent techniques

## ▶ Why this training?

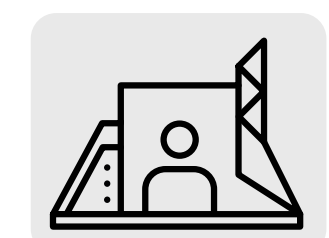
To help instructors present content, and develop the knowledge of participants in the Partner rescue module.

## ▶ For whom?

- PTI - PTP

## ▶ Goals:

- Conduct and present the Petzl partner rescue module
- Provide clear answers using the available educational tools
- Gain a deeper understanding of the principles of partner rescue and the use of the JAG RESCUE KIT in various teaching scenarios







Access  
the  
inaccessible®

# Professional sector / special training





# Tree care - PRO Dealer

VAX 024



©Petzl/Marc Daviet/Cerne Arboricultura

- ▶ Prerequisites:  
None
- ▶ Duration:  
3 days  
Practical workshops: 90 % of the training time
- ▶ Documents provided:  
Certificate of attendance

## ▶ Contents

- Knowledge of trees (basics) and the occupation - General and specific legislation, PPE
- Petzl products
- Installing a friction saver
- Friction hitches...
- Access, movement with DdRT - Access with SRT + knee ascender + ASCENTREE
- Horizontal movement
- Using a second system
- Rescue demonstration

## ▶ Why this training?

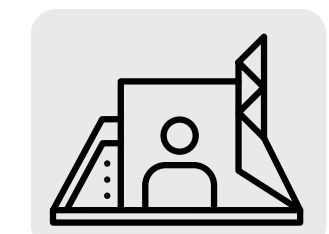
The purpose of this training is to be able to give better advice on the Petzl tree care line.

## ▶ For whom?

- Dealers
- Petzl technical sales reps
- PTI - PTP

## ▶ Goals:

- Understand the work environment and needs of arborists
- Inform clients
- Be able to perform basic techniques under instructor supervision





# LEZARD - User

VAX 039



© 2019/Petzl Distribution/Lafouche/CNEAS

## ► Prerequisites:

Be a regular participant in helicopter-based rescues in a vertical environment

Or have rescue experience in a vertical environment

Or have experience in selling Petzl products

## ► Duration:

1 day

Practical workshops: 90 % of the training time

## ► Documents provided:

Technical documents

Certificate of attendance

Training certificate

## ► Contents

- Field of application
- Hook compatibility
- LEZARD presentation - Working principle
- Choosing a lanyard when the alert comes in: LEZARD or IGUANE?
- Evacuating a victim and the rescuer
- PPE management

## ► Why this training?

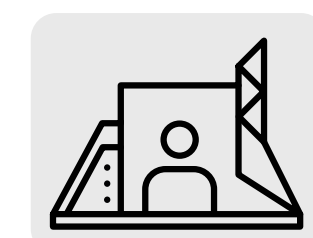
Uses, demonstration and practical training in LEZARD use during a helicopter evacuation.

## ► For whom?

- Rescuers who use helicopters to perform rescues
- Special forces - Those using helicopters for difficult access
- Rescue product dealers
- Petzl technical sales reps
- PTI - PTP

## ► Goals:

- Assess the risks associated with LEZARD misuse
- Put into practice the usage recommendations for the LEZARD





# LEZARD - Instructor

VAX 040



- ▶ Prerequisites:  
Be a regular participant in helicopter-based rescue training  
Petzl LEZARD training - User
- ▶ Duration:  
2 days
- ▶ Documents provided:  
Technical documents  
Certificate of attendance  
Training certificate

## ▶ Contents

- Feedback
- Petzl's requirements for a trainer
- Resources for carrying out the Petzl training
- Discussion of putting together a LEZARD training session
- Technical product explanations
- Explanations and setting up practical workshops
- Leading teaching sessions

## ▶ Why this training?

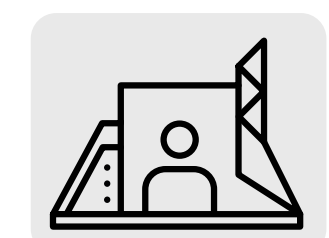
To help instructors in the use, demonstration and practical training for use of the LEZARD.

## ▶ For whom?

- Rescue instructors who use helicopters during rescue training
- PTI - PTP

## ▶ Goals:

- Understand the manual and the presentation document for the LEZARD and IGUANE module
- Formulate precise responses with the help of the teaching aids
- Have a detailed understanding of the LEZARD
- Conduct LEZARD trainings





# EXO AP - User

VAX 006



©2019-Petzl Distribution/James Roh/Slc Fire Dpt

- ▶ Prerequisites:  
Practical experience in the field of verticality
- ▶ Duration:  
1 day  
Practical workshops: 90 % of the training time
- ▶ Documents provided:  
Technical documents  
Certificate of attendance  
Training certificate

## ▶ Contents

- Presentation of the system and its fields of application
- Packing and installing the system on the harness
- Deploying the system System maintenance and inspection
- Equipment allocation
- Various anchoring solutions
- Horizontal movement technique Passing an edge (window), exiting through a window
- Freeing yourself when the system is stuck on a window sill Descent technique

## ▶ Why this training?

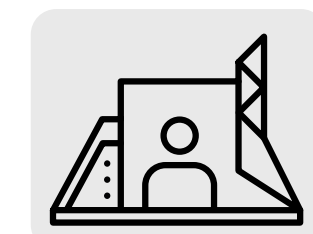
Learn about and get training on EXO usage. Attain a level of proficiency in deploying the system, creating a suitable anchor system for evacuating and descending the structure.

## ▶ For whom?

- Fire / Rescue personnel
- Fire / Rescue product dealers
- Petzl technical sales reps
- PTI - PTP

## ▶ Goals:

- Learn about the EXO system
- Be able to use the system





# EXO AP - Instructor

VAX 007



©2019-Petzl Distribution/James Roh/Slc Fire Dpt

- ▶ Prerequisites:  
Petzl EXO training - User
- ▶ Duration:  
1 day
- ▶ Documents provided:  
Technical documents  
Certificate of attendance  
Training certificate

## ▶ Contents

- The back-up system
- Back-up technique for EXO training
- Roll-out technique (anchor on a window sill)
- Various practical scenarios, depending on student progress

## ▶ Why this training?

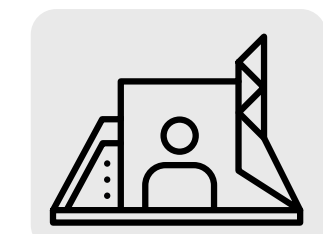
To help instructors in the use, demonstration and practical training for use of the EXO.

## ▶ For whom?

- Fire / Rescue trainers
- Fire / Rescue product dealers
- Petzl technical sales reps
- PTI - PTP

## ▶ Goals:

- To know the usage conditions of the EXO system
- Perform evacuation exercises using the EXO
- Train users of the EXO evacuation system





# EXO TACTICAL - User

VAX 011



©2018-Petzl Distribution-Fred Marie

- ▶ Prerequisites:  
Self-sufficiency in rope access techniques
- ▶ Duration:  
2 days
- ▶ Documents provided:  
Technical documents  
Certificate of attendance  
Training certificate

## ▶ Contents

- Fields of application of the system
- Installing the system on the harness Deploying the system System maintenance and inspection Equipment allocation
- Selecting and installing anchors
- Understanding the limits of the system Compatibility with other equipment Restraint and positioning techniques
- Horizontal movement with a gun in hand Passing an edge (window, parapet) Descending with one hand and descending with two hands
- Rope ascent Lowering and raising a partner Urgent rescue systems Freeing yourself from a stuck system

## ▶ Why this training?

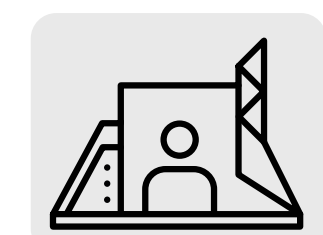
Master the primary uses of the EXO EASHOOK in a tactical situation, demonstration and practical training.

## ▶ For whom?

- Special forces - Tactical units
- Dealers
- Petzl technical sales reps
- PTI - PTP

## ▶ Goals:


- Know how to use the EXO EASHOOK system in various tactical scenarios
- Understand the positioning and restraint options offered by the tactical version of the EXO EASHOOK
- Test various practical situations





# Team rescue

VD000122



©2019 Petzl Distribution - James Roh Heavy Rescue Training

- ▶ Prerequisites:  
Completion of the Rope access systems - Dealer PRO 3 training and/or be SELF-SUFFICIENT in a rope access work situation  
Completion of the Partner rescue - User training is a plus
- ▶ Duration:  
3 days  
Practical workshops: 90 % of the training time
- ▶ Documents provided:  
Knowledge assessment and co-assessment of scenarios  
Certificate of attendance

## ▶ Contents

- Characteristics of team rescue
- Understanding rescue basics: situation assessment
- Haul systems
- Using the BERMUDE and/or PITAGOR
- Evacuation by tensioned highline
- Using the NEST in various configurations
- Confined-space rescue
- Rescue simulation with multiple victims

## ▶ Why this training?

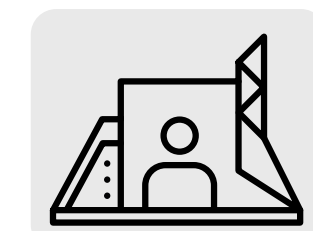
The purpose of the training is to provide the elements needed to better present Petzl rescue products. With this in mind, participants will develop and apply their knowledge of Petzl products over the course of various introductory team rescue simulations.

## ▶ For whom?

- Dealers
- Petzl technical sales reps
- PTI - PTP

## ▶ Goals:

- Know the Petzl products designed for rescue
- Be able to use Petzl products in various configurations under the guidance of an instructor
- Know the basic rules of decision-making, taking action and debriefing during a team rescue
- Understand the limits of this training (this is not a rescuer training)





# ATEX headlamp line

VD 000167



© 2019-Petzl Distribution-Rémi Flament-Sas Michel Besson

- ▶ Prerequisites:  
None
- ▶ Duration:  
3 classroom hours  
Webinar available (1.5 hrs)
- ▶ Documents provided:  
Certificate of attendance

## ▶ Contents

- Explosions
- Hazardous Areas
- ATEX-related industries
- ATEX legislation
- Suitable Petzl headlamps

## ▶ Why this training?

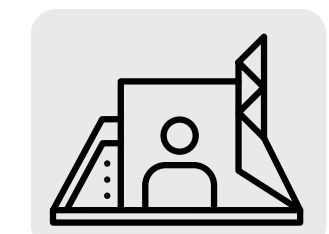
The purpose of the training is to provide the elements needed to better present Petzl ATEX headlamps.

## ▶ For whom?

- Dealers
- Petzl technical sales reps
- PTI - PTP

## ▶ Goals:

- Understand the risks associated with ATEX environments
- Understand the markings on Petzl ATEX headlamps
- Be able to select an appropriate Petzl ATEX headlamp







Access  
the  
inaccessible®

# Operator sector





# Adventure parks

VD000073



- ▶ Prerequisites:  
None
- ▶ Duration:  
2 days
- ▶ Location:  
Ideally in an adventure park
- ▶ Documents provided:  
Technical documents  
Certificate of attendance

## ▶ Contents

- Identification of key practices
- Concrete benchmarks from the European standards (design and operation of Adventure Parks)
- Basic rules of PPE management
- Presentation of Petzl product solutions (participant / guide / rescue) and features / benefits of several highlighted products
- Workshops on basic skills for operators (equipping the client and ground-level instruction, conducting a test course)
- Various anchoring solutions
- Rescue practice in various situations

## ▶ Why this training?

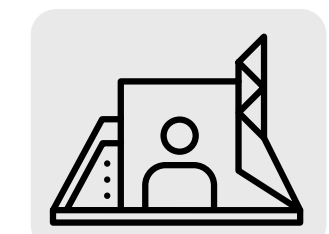
The general goal of this training is to support Adventure Park (AP) development, especially in countries where this activity is not well organized, by providing a toolbox for distributors: knowledge of Petzl equipment and its use in APs, and the fundamentals for AP supervisory staff.

## ▶ For whom?

- AP staff / operators
- Dealers
- Petzl technical sales reps
- PTI - PTP

## ▶ Goals:

- Know the basic rules for managing an AP
- Leadership intro: ensure the proper use of equipment in accordance with AP safety rules
- Practice rescue at height





# Cable Lift Evacuation

VD 000191



© Petzl Distribution - Marc Daviet

## ► Prerequisites:

Completion of the Dealer PRO 1 and Dealer PRO 2 modules or at minimum: be familiar with fall arrest, restraint and work positioning systems

Participants must each take two rapid e-learning modules, to learn the vocabulary and main technologies of Cable Lifts

## ► Duration:

3 in-person days

## ► Contents

- Presentation of the training
- Regulations
- Rescue plan
- Implementing a concerted evacuation strategy
- Cable travel
- Accessing the cars (special cases)

## ► Why this training?

To learn how to recognize products from Petzl and its competitors that can be used for Cable Lift Evacuation.

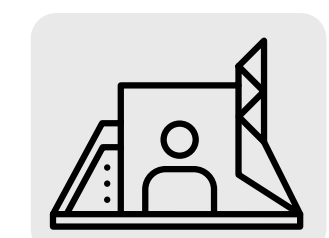
To know how to set up the evacuation system offered by Petzl.

## ► For whom?

- Dealers
- Technical sales reps
- PTI - PTP

## ► Goals:

- Understanding the different types of cable lifts or ropeways
- Knowing the regulatory and legislative framework
- Knowing the PPE and evacuation equipment
- Working together to develop an evacuation technique





# Routesetting safety

VD000111



© 2019-Petzl Distribution-Sam Bié-Climb Up

- ▶ Prerequisites:  
None
- ▶ Duration:  
2 days
- ▶ Documents provided:  
Technical documents  
Certificate of attendance

## ▶ Contents

- Routesetting: sport or work?
- Routesetting and regulatory framework for indoor climbing gyms
- Risk assessment
- Climb and install the work ropes
- Safely stripping / setting a route
- Stripping / setting multiple routes
- The five stages of rescue
- Summary, reflecting on techniques: commonalities, advantages...

## ▶ Why this training?

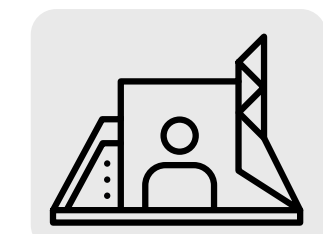
With a reflection on the evolution of regulations and safety requirements as a common thread, this training makes it possible to assimilate various routesetting techniques.

## ▶ For whom?

- Climbing and mountaineering clubs
- Routesetters
- Climbing gym managers
- Dealers
- Petzl technical sales reps
- PTI - PTP

## ▶ Goals:

- Know the rules applicable to routesetting for indoor climbing gyms
- Carry out a risk assessment
- Install the ropes, strip/set routes, haul equipment
- Provide rescue





# Via ferrata PPE: rental and management

VD000019



©2019-Petzl Distribution-Philip Hanamakai-Jackson Hole Resort-Teton national

- ▶ Prerequisites:  
Know the products in Petzl's Via ferrata line
- ▶ Duration:  
2 days
- ▶ Documents provided:  
Technical documents  
Certificate of attendance  
Training certificate: assessment of ability in relation to the goals

## ▶ Contents

- Regulatory approach and recommendations on renting via ferrata PPE in France
- Presentation of specific PPE and user training aids
- Practicing the activity and managing PPE with different configurations

## ▶ Why this training?

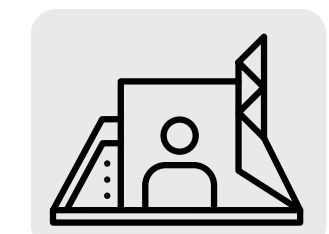
Respecting the legal obligations and recommendations concerning the rental of via ferrata PPE

## ▶ For whom?

- Renters of via ferrata PPE
- Specialty dealers
- Trainers, supervisors of the activity
- Dealers
- Petzl technical sales reps
- PTI - PTP

## ▶ Goals:

- Manage an inventory of via ferrata PPE
- Respecting the legal obligations and recommendations concerning the rental of via ferrata PPE
- Practice with via ferrata equipment
- Integrate additional provisions for children and practitioners needing special equipment







Access  
the  
inaccessible®


# Sport world





# Sport helmet line

VD 000169



© Petzl/Sam Bié

- ▶ Prerequisites:  
None
- ▶ Duration:  
2.5 classroom hours  
Short (45-minute) module available for  
online training

## ▶ Contents

- Training objectives
- Why wear a helmet?
- Helmet design
- Standards
- TOP AND SIDE PROTECTION
- CE and ski touring
- The Petzl line

## ▶ Why this training?

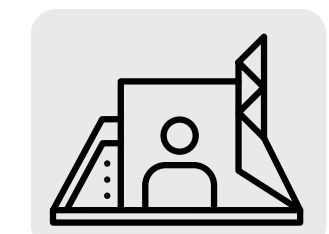
This BRIEF training aims to provide the knowledge necessary to distribute the new helmet line.

## ▶ For whom?

- Dealers
- Petzl technical sales reps
- PTI - PTP

## ▶ Goals:

- Understanding the standards of the Petzl sport helmet line
- Understanding the different constructions of the sport helmet line
- Assess the user's protection needs depending on the given sport





# Using the Petzl canyoning line

VD000193



©2019/Petzl Distribution/Sam Bié

- ▶ Prerequisites:  
Know how to swim  
Have no fear of heights
- ▶ Duration:  
1 day
- ▶ Location:  
Canyon near a Petzl training center
- ▶ Documents provided:  
Certificate of attendance

## ▶ Contents

- Context and goals of this training
- The activity of canyoning: presentation, setting, preparation, risks...
- Personal and group equipment, and how it is managed...
- Progression in vertical terrain, and in water: traverse lines, rappels, toboggans, jumps, swims...
- Risks and their management: stuck on rope, recirculating current, undercuts, siphons...
- Special situations: equipment loss...

## ▶ Why this training?

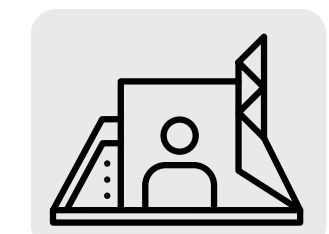
The purpose of this training is to introduce you to Petzl canyoning products, by engaging in the activity.

## ▶ For whom?

- Training centers
- Operators
- Dealers
- Petzl technical sales reps
- PTI - PTP

## ▶ Goals:

- Learn about Petzl canyoning products and new products for 2021
- Learn about the activity of canyoning
- Become aware of the risks associated with this activity and the solutions that can mitigate them





# RAD SYSTEM

VD000054



© Petzl Distribution - Marc Daviet

- ▶ Prerequisites:  
None
- ▶ Duration:  
1 day
- ▶ Documents provided:  
Technical documents  
Certificate of attendance

## ▶ Contents

- Field of application
- Origin of the RAD SYSTEM
- RAD SYSTEM components
- Uses
- Technical solutions
- Benefits and limitations of the RAD SYSTEM
- How to target RAD SYSTEM users?
- Tools for transmitting information
- Practical workshops: rappelling with various devices - Pulley systems with and without knots - Tying in - Glacier travel - Managing imbalance

## ▶ Why this training?

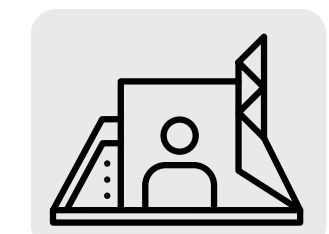
In committing situations, we need simple, effective solutions. The RAD SYSTEM module covers the three uses of the RAD SYSTEM: rappelling, roped glacier travel and crevasse rescue.

## ▶ For whom?

- Skiers, mountaineers
- Mountain guides
- Dealers
- Petzl technical sales reps
- PTI - PTP

## ▶ Goals:

- Understand and master the field of application of the RAD SYSTEM
- Understand the benefits and use limitations of the RAD SYSTEM
- Use the RAD SYSTEM in various configurations in a realistic environment





# Sport Climbing

VD000201



© Petzl Distribution - Jan Novak

▶ Prerequisites:  
None

▶ Duration:  
14 h - 2 days

## ▶ Contents

- Comparison of various belay systems
- Comparison of various ropes
- Comparison of various harnesses
- Comparison of the different types of carabiners and quickdraws
- Comparison of various helmets
- Top-rope belaying
- Top-rope climbing
- Lead belaying
- Lead climbing
- Carry out tasks at the belay station
- Rappel

## ▶ Why this training?

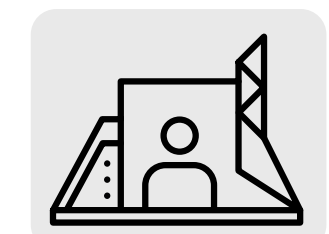
The purpose of this training is to introduce you to Petzl products, by engaging in the activity.

## ▶ For whom?

- Dealers
- Petzl technical sales reps
- PTI - PTP

## ▶ Goals:

- Know how to use our products by following the Instructions for Use
- Implement the techniques suggested in the technical tips
- Use our products by adapting techniques to the environment





# Multi-pitch climbing

VD000203



© Petzl Distribution - Hans Radetzki

- ▶ Prerequisites:  
Be declared to URSSAF  
Be up to date in your PPE refresher training
- ▶ Duration:  
7 h - 1 day

## ▶ Contents

- Comparison of various belay systems
- Comparison of various ropes
- Comparison of various lanyards
- Comparison of various harnesses
- Comparison of the different types of carabiners and quickdraws
- Comparison of various helmets
- Lead belaying
- Belaying the second
- Rappelling
- Building a belay
- Specialized connectors (HMS...)
- Joining knots

## ▶ Why this training?

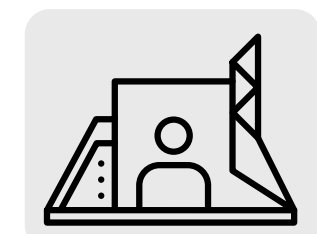
The purpose of this training is to introduce you to Petzl products, by engaging in the activity.

## ▶ For whom?

- Dealers
- Petzl technical sales reps
- PTI - PTP

## ▶ Goals:

- Know how to use our products by following the Instructions for Use
- Implement the techniques suggested in the technical tips
- Use our products by adapting techniques to the environment





# Via Ferrata

VD000211



© Petzl Distribution - Sam Blé

- ▶ Prerequisites:  
Be declared to URSSAF  
Be up to date in your PPE refresher training
- ▶ Duration:  
7 h - 1 day

## ▶ Contents

- Comparison of various lanyards
- Comparison of roped and unroped progression
- Comparison of various harnesses
- Comparison of various helmets
- Belaying while moving
- Belaying the second
- Assist the second, haul system
- Rappel
- Partner check

## ▶ Why this training?

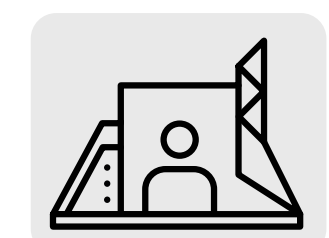
The purpose of this training is to introduce you to Petzl products, by engaging in the activity.

## ▶ For whom?

- Dealers
- Petzl technical sales reps
- PTI - PTP

## ▶ Goals:

- Know how to use our products by following the Instructions for Use
- Implement the techniques suggested in the technical tips
- Use our products by adapting techniques to the environment





# Canyoning

VD000212



© Petzl - Sam Blé

- ▶ Prerequisites:  
Be declared to URSSAF  
Be up to date in your PPE refresher training
- ▶ Duration:  
7 h - 1 day

## ▶ Contents

- Comparison of various lanyards
- Rappelling comparison with various ropes
- Comparison of various harnesses
- Comparison of various helmets
- Comparison of various descenders
- Releasable rappel
- Guided rappel
- Rappel
- Partner check

## ▶ Why this training?

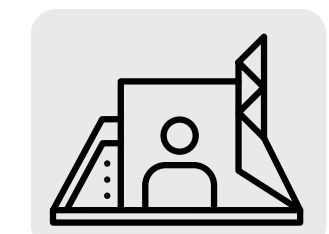
The purpose of this training is to introduce you to Petzl products, by engaging in the activity.

## ▶ For whom?

- Dealers
- Petzl technical sales reps
- PTI - PTP

## ▶ Goals:

- Know how to use our products by following the Instructions for Use
- Implement the techniques suggested in the technical tips
- Use our products by adapting techniques to the environment







© Petzl - Phil Bence

- ▶ Prerequisites:  
Be declared to URSSAF  
Be up to date in your PPE refresher training
- ▶ Duration:  
7 h - 1 day

## ▶ Contents

- Comparison of various descenders
- Comparison of various ropes
- Comparison of various harnesses and shoulder straps
- Comparison of various lanyards
- Comparison of various helmets
- Comparison of various headlamps
- Descending a rope
- Ascending a rope
- Passing intermediate anchors
- Progression on traverse lines
- Rappel
- Partner check
- Rope-end knot

## ▶ Why this training?

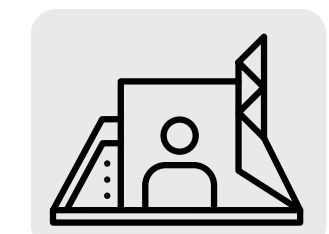
The purpose of this training is to introduce you to Petzl products, by engaging in the activity.

## ▶ For whom?

- Dealers
- Petzl technical sales reps
- PTI - PTP

## ▶ Goals:

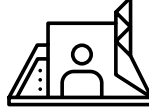

- Know how to use our products by following the Instructions for Use
- Implement the techniques suggested in the technical tips
- Use our products by adapting techniques to the environment







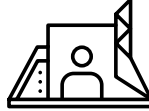

# 2022 dates and price lists

Reference	Training	Language			Duration hours	Price lists € plus tax
VD000172	Accidentology and risk assessment	FR		•	1	0
VD000191	Risk assessment / prevention practice		•			
VD000163	PPE aging			•	1	0
VD000164	PPE maintenance			•	1	0
VAX003	PPE Inspector				3 X 7	899
	07-09/02 — 15-17/03 — 04-06/04 — 10-12/05 — 14-16/06 — 05-07/07 — 12-14/09 — 04-06/10 — 18-20/10 — 02-04/11 — 22-24/11 — 05-07/12 — 13-15/12	FR	•		3 X 7	899
	21-23/03 — 20-22/06 — 19-21/09 — 14-16/11	EN	•		3 X 7	899
VAX028 / VD000161	PPE Inspector refresher course				7	399
	14/03 — 13/06 — 03/10 — 12/12	FR	•		7	399
	16/05 — 26/09	EN	•		7	399
VAX023	PPE inspector Trainer				2 X 7	599
	10-11/02 — 07-08/04 — 15-16/09 — 08-09/12	FR	•		2 X 7	599
	23-24/03 — 23-24/06 — 22-23/09 — 17-18/11	EN	•		2 X 7	599
VD000194	Petzl headlamp technical modules		•			
VD000192	Organizing and conducting a webinar			•	1	0





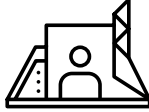

# 2022 dates and price lists


Codes	Training	Language			Duration hours / days	Price lists € plus tax
VD000168	Professional helmet line		•	•	1	0
VAX030	Fall-arrest systems - Dealer PRO 1					
	21/03 — 02/05 — 10/10 — 07/11		•		7	399
	28/03 — 17/05 — 27/09 — 22/11		•		7	399
VAX033	Work positioning and restraint systems - Dealer PRO 2					
	22/03 — 03/05 — 11/10 — 08/11		•		7	399
	29/03 — 18/05 — 28/09 — 23/11		•		7	399
VD000112	Rope access systems - Dealer PRO 3					
	23-24/03 — 04-05/05 — 12-13/10		•		2 X 7	599
	30-31/03 — 19-20/05 — 29-30/09 — 24-25/11		•		2 X 7	599
VD000013	Work at height - User		•		7	399
VAX028 / VD000161	Work at height - Fall arrest and work positioning		•		2 X 7	599
VD000015	Work at height - Instructor		•		3 X 7	899
VD000162	Workers over 100 kg		•	•	1	0
VD000016	Partner rescue - User		•		7	399
VD000017	Partner rescue - Instructor		•		2 X 7	599





# 2022 dates and price lists


Codes	Training	Language			Duration hours	Price lists € plus tax
VAX024	Tree care - PRO Dealer					
	07-09/03 — 23-25/05 — 19-21/09 — 14-16/11	FR	•		3 X 7	899
	14-16/03 — 12-14/09	EN	•		3 X 7	899
VAX039	LEZARD - User		•		7	399
VAX040	LEZARD - Instructor		•		2 X 7	599
VAX006	EXO AP - User		•		7	399
VAX007	EXO AP - Instructor		•		7	399
VAX011	EXO TACTICAL - User		•		2 X 7	599
VD000122	Team rescue					
	07-09/06 — 03-05/10	EN	•		3 X 7	899
VD000194	ATEX headlamp line		•	•	3 - 1.5	

Codes	Training	Language			Duration hours	Price lists € plus tax
VD000073	Adventure parks		•		2 X 7	599
VD000191	Cable Lift Evacuation					
	11-13/04 — 17-19/10	EN	•		3 X 7	899
VD000111	Routesetting safety		•		7	399
VD000019	Via ferrata PPE: rental and management		•		2 X 7	599





# 2022 dates and price lists

Codes	Training	Language			Duration hours	Price lists € plus tax
VD000172	Sport helmet line		•	•	1	0
VD000193	Using the Petzl canyoning line		•		3 X 7	899
VD000054	RAD SYSTEM		•		7	399
VD000201	Sport Climbing		•		2 X 7	599
VD000203	Multi-pitch climbing		•		7	399
VD000211	Via Ferrata		•		7	399
VD000212	Canyoning		•		7	399
VD000213	Caving		•		7	399